




FREE RESOURCE

# CHAMPS

POSITIVE BEHAVIOR  
REINFORCEMENT




HOW2TEACH




**C**

**CONVERSATION**




**H**

**HELP**




**A**

**ACTIVITY**




**M**

**MOVEMENT**




**P**

**PARTICIPATION**



**S**

**SUPPLIES**




**S**

**SUCCESS!**




**!**

A large, hand-drawn capital letter 'C' in black ink, with a thick red border around it.


C

CONVERSATION

A large, hand-drawn capital letter 'H' in black ink, with a thick orange border around it.


H

HELP

A large, hand-drawn capital letter 'A' in black ink, with a thick yellow border around it.


A

ACTIVITY


A large, hand-drawn capital letter 'M' in black ink, with a thick green border around it.

M


MOVEMENT

A large, hand-drawn capital letter 'P' in a thick, black, textured font. It is centered within a white square that has a blue border.

PARTICIPATION

A large, hand-drawn capital letter 'S' in a thick, black, textured font. It is centered within a white square that has a purple border.

SUPPLIES

A large, hand-drawn capital letter 'S' in a thick, black, textured font. It is centered within a white square that has a purple border.

SUCCESS!

A large, hand-drawn exclamation mark in a thick, black, textured font. It is centered within a white square that has a bright pink border.

**VOICE LEVEL**

**0**

**VOICE LEVEL**

**1**

**VOICE LEVEL**

**2**

**VOICE LEVEL**

**3**

**NO  
TALKING**

**WHISPER**

**INSIDE  
VOICE**

**PRESENTATION  
VOICE**

NO  
TALKING

WHISPER

INSIDE  
VOICE

PRESENTATION  
VOICE



**PARTNER  
TALK**

**GROUP  
TALK**


**OUTSIDE  
VOICE**







PARTNER  
TALK

GROUP  
TALK

OUTSIDE  
VOICE





**RAISE  
HAND**



**ASK  
A  
PARTNER**

**ASK 3  
BEFORE  
ME**



**ASK  
THE  
TEACHER**

RAISE  
HAND





ASK A  
PARTNER

ASK 3  
BEFORE ME



ASK THE  
TEACHER



**INDEPENDENT  
WORK**

**CENTERS**

**GROUP  
WORK**

**PARTNER  
WORK**

INDEPENDENT  
WORK

CENTERS

GROUP  
WORK

PARTNER  
WORK



**READ  
TO  
SELF**

**LEARNING  
TARGET**

**SUCCESS  
CRITERIA**





**TEACHER  
DIRECT  
INSTRUCTION**

READ  
TO SELF

LEARNING  
TARGET

SUCCESS  
CRITERIA

TEACHER  
DIRECT  
INSTRUCTION



**STAY  
IN  
SEAT**

**STAY  
IN ONE  
PLACE**

**MOVE  
WITH  
PERMISSION**

**MOVE  
FOR  
MATERIALS**

STAY  
IN SEAT


STAY IN  
ONE PLACE

MOVE WITH  
PERMISSION

MOVE FOR  
MATERIALS

**MOVE  
FREELY**

MOVE  
FREELY



**ACTIVE  
LISTENING**

**EYES  
ON  
SPEAKER**

**TURN  
AND  
TALK**

**PICK  
A  
PARTNER**

ACTIVE  
LISTENING

EYES ON  
SPEAKER

TURN AND  
TALK

PICK A  
PARTNER




**EVERYONE  
SHARE**


**ACADEMIC  
DISCUSSION**



EVERYONE  
SHARE

ACADEMIC  
DISCUSSION





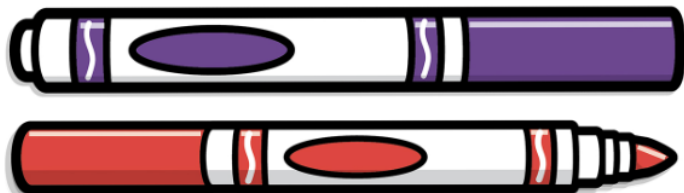
# PENCIL



# CRAYONS



# MARKERS



# COLORED PENCILS



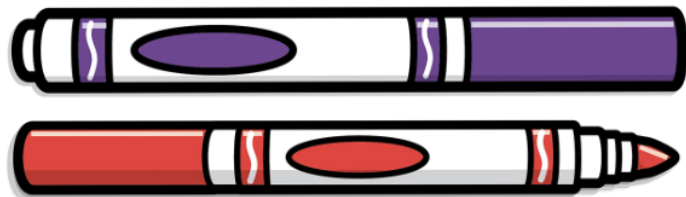
# PENCIL



# CRAYONS



# MARKERS



# COLORED PENCILS



# LIQUID GLUE



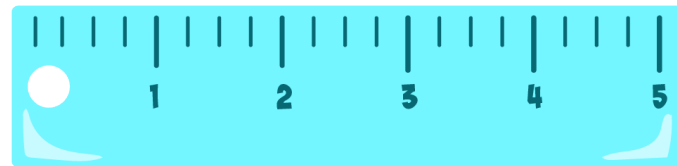
# GLUE STICK



# SCISSORS



# RULER



LIQUID  
GLUE



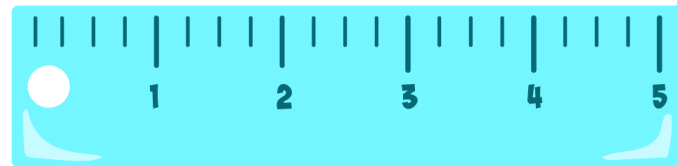
GLUE  
STICK



SCISSORS



RULER



# MATH BOOK

# READING BOOK

# NOTEBOOK



# COMPOSITION BOOK





MATH  
BOOK

READING  
BOOK

NOTEBOOK



COMPOSITION  
BOOK



# HIGHLIGHTER



# WHITEBOARD MARKER



# CHROMEBOOK



# INTERACTIVE NOTEBOOK



# HIGHLIGHTER



# WHITEBOARD MARKER







# CHROMEBOOK



# INTERACTIVE NOTEBOOK





# HOW TO TEACH ELEMENTARY SCHOOL

## THANK YOU:

Thank you so much for your purchase! All products from How to Teach Elementary School are meant to assist teachers in becoming effective instructional leaders for maximum student achievement. I hope this resource meets your expectations. I welcome questions, comments, and feedback. I can be reached at [karen@howtoteachelementaryschool.com](mailto:karen@howtoteachelementaryschool.com)

Karen Kauo 

## PROFESSIONAL LEARNING COMMUNITIES:

I support the PLC model used by many school districts, therefore, the download of this resource may be used by a single teacher AND shared within a collaborative teaching team at a single school site. To share this resource beyond your school site, please purchase a multi-use license.



Fonts and Clip Art

## HOW TO TEACH ELEMENTARY SCHOOL K-5

**PURCHASE CHAPTERS, BUNDLES,  
OR THE ENTIRE GUIDE!**

